

# My *Thomasville*<sup>®</sup> CABINETRY Experience



Digital tools to guide you through the process of purchasing a new Thomasville Kitchen at





# EVERYTHING YOU NEED, ALL IN ONE PLACE!

Renovating your kitchen is an exciting project, but can seem overwhelming if you don't know where to start. No need to worry, Thomasville will help you sort out the details every step of the way so you will become the expert to confidently make choices and enjoy the process!




## How to use this guide:

As you navigate through this guide, you will see it is divided into sections, each of which offers you some tips, plus clickable links that will take you to our ready-to-use selection of online tools, each one bringing you one step closer to your end goal of a new Thomasville kitchen.

[CLICK HERE TO DOWNLOAD THE LATEST VERSION OF THIS GUIDE](#)



INSPIRATION



STYLE



ORGANIZATION



PLANNING



BUDGET



YOUR DESIGNER



INSTALLATION



OTHER ROOMS



[BOOK A DESIGNER](#)



# INSPIRATION



## How do you Envision Life in Your New Kitchen?

- Open concept for large family gatherings, where I am a part of the fun
- A big island for baking cookies and casually entertaining friends
- A coffee station to kick start your morning
- An area for me to work during the day and enjoy activities with the kids after dinner
- Harmonious, spacious and organized

Start a scrap book with all of your ideas.

THOMASVILLE BROCHURE


INSPIRATION GALLERY

TODAY'S TRENDS

PINTEREST



INSPIRATION



STYLE



ORGANIZATION



PLANNING



BUDGET



YOUR DESIGNER



INSTALLATION



OTHER ROOMS



BOOK A DESIGNER



# WHAT'S YOUR STYLE?

Have you always loved the airy feeling of a crisp bright white kitchen?  
Are you drawn to two toned kitchens with dark lowers and lighter uppers?  
Or do moody blues and cool greys complement your home's décor?

FIND YOUR STYLE

DOOR STYLE VISUALIZER

FINISH SELECTION

ORDER A SAMPLE



INSPIRATION



STYLE



ORGANIZATION



PLANNING



BUDGET



YOUR DESIGNER



INSTALLATION



OTHER ROOMS



BOOK A DESIGNER



TRADITIONAL



CONTEMPORARY



CASUAL

Whether your style is traditional, contemporary, casual, or somewhere in between, you can explore every possible style.



# ORGANIZATION

Life definitely happens in the kitchen. Everyone's everyday can look very different, and everyone's storage needs can be very different depending on your specific needs. That's why we have created storage solutions to suit a variety of lifestyles. Focusing on specific zones in your kitchen from entertaining, to cleaning, and everyday meal prep.



**What are your storage needs? Consider things like:**

- Do you buy in bulk and want a pantry or a large base cabinet to store all your food items?
- Do you have small appliances needing a home and off your counter?
- Are you always looking for a mug? You may prefer the convenience of open or floating shelves.


[ORGANIZATION BY NEED](#)

[STORAGE VIDEO LIBRARY](#)

[LOOK BOOK - STORAGE EDITION](#)



INSPIRATION



STYLE



ORGANIZATION



PLANNING



BUDGET



YOUR DESIGNER



INSTALLATION



OTHER ROOMS



[BOOK A DESIGNER](#)



# PLANNING

There is a lot to consider when determining the layout of your new kitchen. How it functions best for you is based on your individual lifestyle. Here is a list of considerations that will help your Home Depot kitchen designer determine the right cabinets and layout for you.


- **Space measurements**
- **How many cooks in the kitchen?**
- **Table and chairs?**
- **Do you have small appliances that require storage?**
- **Want an island?**
- **How do you use your kitchen?**
- **What else do you use your kitchen for?**
- **Open concept or contained?**
- **New appliances?**
- **Food storage needs?**

[MEASURE YOUR SPACE](#)

[RENOVATION CHECKLIST](#)



INSPIRATION



STYLE



ORGANIZATION



PLANNING



BUDGET



YOUR DESIGNER



INSTALLATION



OTHER ROOMS



[BOOK A DESIGNER](#)

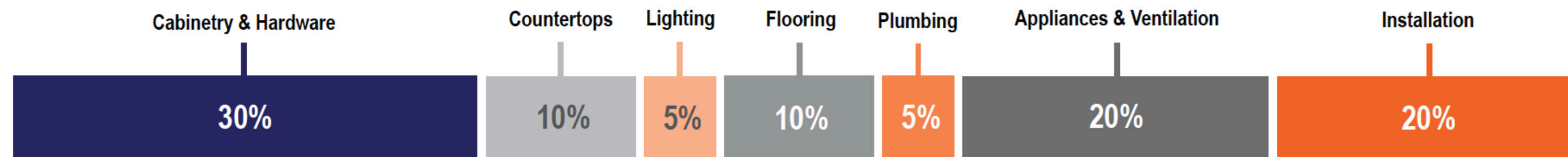


Knowing the overall room measurements of your space including the location of windows, doors and plumbing is very helpful for your designer.



# BUDGET

When setting your kitchen renovation budget, a good starting point is to allow 15% of the overall value of your home, then allocate 30% for cabinets. This number will vary based on the total scope of your project, but this guideline will help you understand areas to plan for.




The final cost of your kitchen cabinets will be unique to you based on your selections.

Use our budget estimator tool to get an idea of cabinet cost based on the size of your kitchen and basic door style selections.

[BUDGET ESTIMATOR TOOL](#)



INSPIRATION



STYLE



ORGANIZATION



PLANNING



BUDGET



YOUR DESIGNER



INSTALLATION



OTHER ROOMS



[BOOK A DESIGNER](#)





# WORKING WITH YOUR DESIGNER

Home Depot designers are professionals that will work with you to ensure you make the most of your budget to get exactly what you want and need in your kitchen renovation. They are knowledgeable about proper design, function, trends, local codes, appliances, countertops, installation, and so much more.

**Bring your wish list and room measurements to your initial consultation and you'll be off to a great start!**

Book an in person or virtual consultation today.




[WORKING WITH A DESIGNER](#)

[WHAT TO EXPECT VIDEOS](#)

[BOOK A FREE CONSULTATION](#)



INSPIRATION



STYLE



ORGANIZATION



PLANNING



BUDGET



YOUR DESIGNER



INSTALLATION



OTHER ROOMS



[BOOK A DESIGNER](#)



# INSTALLATION PREPARATION

Your cabinets have been ordered! Now it is time to prepare for the installation and to consider how you will live through the reno.

Keep in mind, renovations are a process, not instantaneous like on TV (although we do love those reveals!). Your timelines will vary depending on the scope of the project. A full scale renovation could take several months, especially if you are moving walls, plumbing, and electrical, etc.

Cabinet delivery will take several weeks once you place your order. Your designer will advise when to expect delivery to your home at that time.

**Here are some links to helpful tips that will help make the process a little easier.**



[ORDER TRACKER](#)

[HOME DELIVERY PREPARATION GUIDE](#)


[LIVING THROUGH THE REMODEL](#)

[PREPARING FOR CONSTRUCTION](#)

[WORKING WITH YOUR INSTALLER](#)



INSPIRATION



STYLE



ORGANIZATION



PLANNING



BUDGET



YOUR DESIGNER



INSTALLATION



OTHER ROOMS



[BOOK A DESIGNER](#)



# FOR EVERY ROOM IN YOUR HOME

Whether you want to create a spa bath, update your laundry or mud room, add more storage into the family room, or create a home office, Thomasville cabinets have the design flexibility to create style and function in any room.



LAUNDRY ROOM



HOME OFFICE



ENTRYWAY




INSPIRATION GALLERY

PINTEREST



INSPIRATION



STYLE



ORGANIZATION



PLANNING



BUDGET



YOUR DESIGNER



INSTALLATION



OTHER ROOMS



BOOK A DESIGNER



*Thomasville*  
gives you **MORE**

**MORE** selection

**MORE** organization

**MORE** finish options

LIMITED  
WARRANTY  
LIFETIME

**The Home Depot makes buying a Kitchen EASY!**



**FREE EXPERT DESIGN SERVICE**

**PROFESSIONAL MEASURE AND  
INSTALLATION SERVICES**

**FLEXIBLE FINANCING OPTIONS**

**FREE DELIVERY WITHIN 100 KM**

**BOOK A DESIGNER**